

SLS

SAFESCAFFOLD
LIFTSPECIALIST.COM

SMARTER WORK, BETTER SAFETY



OFFICIAL RESELLER

**LOCK
HARD**
LOCKHARD.NL



MOBILE SCAFFOLD LIFT









TYPE S

The Mobile Scaffold Lift, Type S, is an electric scaffold lift with a maximum working height of 10 meters. It has been specifically developed to provide a workspace where individuals can work safely and ergonomically from a platform.



CERTIFIED

IMPORTANT FEATURES

-  MAX. WEIGHT 250 KG
-  OPERABLE BY ONE PERSON
-  MAX. WORKING HEIGHT 10 M
-  WORKS WITH WIRED CONTROL
-  1-HR NON-STOP BATTERY LIFE
-  FULLY ELECTRIC
-  FOR INDOOR AND OUTDOOR USE
-  BUILT COMPACT/LIGHTWEIGHT

SPECIFICATIONS

MOBILE SCAFFOLD LIFT TYPE S

- Platform dimensions:
660 x 1720 mm
- Max. load capacity:
250 kg
- Outer dimensions:
950 x 1960 mm
- Battery:
2 x 12 V DC (approx. 1000 charging cycles), the lift can run 24/7 on 230 volts.
- Wheels:
4 wheels with ø 125 mm brake
4 adjustable wheels with ø 200 mm
- Battery runtime:
1 hour non-stop at 8 m scaffold height and 250 kg load!
- Working height:
1 - 10 m



SCAN ME FOR THE LATEST PRICE

| MAX. HEIGHT | WEIGHT |
|-------------|--------|
| 1 M | 128 KG |
| 2 M | 154 KG |
| 3 M | 180 KG |
| 4 M | 222 KG |
| 5 M | 248 KG |
| 6 M | 274 KG |
| 7 M | 300 KG |
| 8 M | 325 KG |




MOBILE SCAFFOLD LIFT

TYPE M

The Mobile Scaffold Lift, Type M, is an electric scaffold lift with a maximum working height of 14 meters. It has been specifically developed to provide a workspace where individuals can work safely and ergonomically from a platform.



IMPORTANT FEATURES

-  MAX. WEIGHT 250 KG
-  OPERABLE BY ONE PERSON
-  MAX. WORKING HEIGHT 14 M
-  WORKS WITH WIRED CONTROL
-  1-HR NON-STOP BATTERY LIFE
-  FULLY ELECTRIC
-  FOR INDOOR AND OUTDOOR USE
-  BUILT COMPACT/LIGHTWEIGHT

SPECIFICATIONS

MOBILE SCAFFOLD LIFT TYPE M

Platform dimensions:
660 x 2400 mm

Max. load capacity:
250 kg

Outer dimensions:
950 x 2640 mm

Battery:
2 x 12 V DC (1000 charging cycles),
the lift can run 24/7 on 230 volts.

Wheels:
4 wheels with \varnothing 125 mm brake
4 adjustable wheels with
 \varnothing 200 mm

Battery runtime:
1 hour non-stop at 8 m scaffold height
and 250 kg load!

Working height:
1 - 14 m



SCAN ME FOR THE
LATEST PRICE

| MAX. HEIGHT | WEIGHT |
|-------------|--------|
| 1 M | 160 KG |
| 2 M | 187 KG |
| 3 M | 213 KG |
| 4 M | 257 KG |
| 5 M | 283 KG |
| 6 M | 310 KG |
| 7 M | 337 KG |
| 8 M | 363 KG |
| 9 M | 390 KG |
| 10 M | 416 KG |
| 11 M | 443 KG |
| 12 M | 470 KG |



MOBILE SCAFFOLD LIFT

TYPE L

The Mobile Scaffold Lift, Type L, is an electric scaffold lift with a maximum working height of 14 meters. It has been specifically developed to provide a workspace where individuals can work safely and ergonomically from a platform.



IMPORTANT FEATURES

-  MAX. WEIGHT 250 KG
-  OPERABLE BY ONE PERSON
-  MAX. WORKING HEIGHT 14 M
-  WORKS WITH WIRED CONTROL
-  1 HR NON-STOP BATTERY LIFE
-  FULLY ELECTRIC
-  FOR INDOOR AND OUTDOOR USE
-  BUILT COMPACT/LIGHTWEIGHT

SPECIFICATIONS

MOBILE SCAFFOLD LIFT TYPE L

Platform dimensions:
1100 x 1720 mm

Max. load capacity:
250 kg

Outer dimensions:
1390 x 1960 mm

Battery:
2 x 12 V DC (1000 charging cycles),
the lift can run 24/7 on 230 volts.

Wheels:
4 wheels with \varnothing 125 mm brake
4 adjustable wheels
with \varnothing 200 mm

Battery runtime:
1 hour non-stop at 8 m scaffold height
and 250 kg load!

Working height:
1 - 14 m



SCAN ME FOR THE
LATEST PRICE

| MAX. HEIGHT | WEIGHT |
|-------------|--------|
| 1 M | 160 KG |
| 2 M | 187 KG |
| 3 M | 213 KG |
| 4 M | 257 KG |
| 5 M | 283 KG |
| 6 M | 310 KG |
| 7 M | 337 KG |
| 8 M | 363 KG |
| 9 M | 390 KG |
| 10 M | 416 KG |
| 11 M | 443 KG |
| 12 M | 470 KG |



MOBILE SCAFFOLD LIFT

TYPE XL

The Mobile Scaffold Lift, Type XL, is an electric scaffold lift with a maximum working height of 14 meters. It has been specifically developed to provide a workspace where individuals can work safely and ergonomically from a platform.



CERTIFIED

IMPORTANT FEATURES

-  MAX. WEIGHT 250 KG
-  OPERABLE BY ONE PERSON
-  MAX. WORKING HEIGHT 14 M
-  WORKS WITH WIRED CONTROL
-  1 HR NON-STOP BATTERY LIFE
-  FULLY ELECTRIC
-  FOR INDOOR AND OUTDOOR USE
-  BUILT COMPACT/LIGHTWEIGHT

SPECIFICATIONS

MOBILE SCAFFOLD LIFT TYPE XL

Platform dimensions:
1100 x 2400 mm

Working height:
1 - 14 m

Outer dimensions:
1390 x 2640 mm

Max. load capacity:
250 kg

Wheels:
4 wheels with \varnothing 125 mm
brake
4 adjustable wheels with \varnothing
200 mm

Battery:
2 x 12 V DC (1000 charging cycles),
the lift can run 24/7 on 230 volts.

Battery runtime:
1 hour non-stop at 8 m scaffold height
and 250 kg load!



SCAN ME FOR THE
LATEST PRICE

| MAX. HEIGHT | WEIGHT |
|-------------|--------|
| 1 M | 181 KG |
| 2 M | 211 KG |
| 3 M | 240 KG |
| 4 M | 287 KG |
| 5 M | 316 KG |
| 6 M | 346 KG |
| 7 M | 376 KG |
| 8 M | 405 KG |
| 9 M | 435 KG |
| 10 M | 464 KG |
| 11 M | 495 KG |
| 12 M | 524 KG |



MOBILE SCAFFOLD LIFT TRAILER

FOR TYPE S/M

Introducing the Mobile Scaffold Lift Trailer — the ideal solution for transporting your Mobile Scaffold Lift Type S or M safely, easily, and conveniently. If you're seeking a reliable way to move your equipment, the Mobile Scaffold Lift Trailer is here to meet your needs.



CERTIFIED

IMPORTANT FEATURES

-  OPERABLE BY ONE PERSON
-  SAFE ON THE ROAD WITH YOUR MOBILE SCAFFOLD LIFT
-  IDEAL WINCH SYSTEM FOR LOADING THE LIFTS
-  COMPACT/LIGHTWEIGHT CONSTRUCTION



SPECIFICATIONS

MOBILE SCAFFOLD LIFT TRAILER TYPE S/M

Trailer dimensions: 4300 x 2300 x 2400 mm.

- ✓ Equipped with ramps.
- ✓ Manual winch system for loading the Mobile scaffold lifts.
- ✓ Lockable with padlocks.
- ✓ Maximum load capacity: 750 kg.
- ✓ Can be used with a standard drivers license (RDW-approved)



SCAN ME FOR THE
LATEST PRICE

SPECIFICATIONS

MOBILE SCAFFOLD LIFT TRAILER TYPE S/M

Space for:

- ✓ 1 x Base unit Mobile Scaffold Lift Type S or Type S/M.
- ✓ 18 assembly frames 950 x 1000 mm.
- ✓ 20 x Braces / 4 x Stabilizers.



CERTIFIED



MOBILE SCAFFOLD LIFT TRAILER

FOR TYPE L/XL

Introducing the Mobile Scaffold Lift Trailer — the ideal solution for transporting your Mobile Scaffold Lift Type L safely, easily, and conveniently. If you're seeking a reliable way to move your equipment, the Mobile Scaffold Lift Trailer is here to meet your needs.



CERTIFIED

IMPORTANT FEATURES

-  OPERABLE BY ONE PERSON
-  SAFE ON THE ROAD WITH YOUR MOBILE SCAFFOLD LIFT
-  IDEAL WINCH SYSTEM FOR LOADING THE LIFTS
-  COMPACT/LIGHTWEIGHT CONSTRUCTION



SPECIFICATIONS

MOBILE SCAFFOLD LIFT TRAILER TYPE L/XL

Trailer dimensions: 4300 x 2300 x 2400 mm.

- ✓ Equipped with ramps.
- ✓ Manual winch system for loading the Mobile scaffold lifts.
- ✓ Lockable with padlocks.
- ✓ Maximum load capacity: 750 kg.
- ✓ Can be used with a standard drivers license (RDW-approved)



SCAN ME FOR THE
LATEST PRICE

SPECIFICATIONS

MOBILE SCAFFOLD LIFT TRAILER TYPE L/XL

Space for:

- ✓ 1 x Base unit Mobile Scaffold Lift Type L/XL.
- ✓ 8 assembly frames 1350 x 1000 mm.
- ✓ 20 x Braces / 4 x Stabilizers.



CERTIFIED



MOBILE SCAFFOLD LIFT RACK



The Mobile Scaffold Lift Transport Rack. Purchasing a Mobile Scaffold Lift means you'll want a hassle-free transportation solution. That's exactly why we offer custom-made transport racks designed specifically for your mobile scaffold lift. These racks ensure easy, organized, and safe storage, making transportation effortless.

IMPORTANT FEATURES

-  OPERABLE BY ONE PERSON
-  SAFE ON THE ROAD WITH YOUR MOBILE SCAFFOLD LIFT
-  IDEAL WINCH SYSTEM FOR LOADING THE LIFTS
-  COMPACT/LIGHTWEIGHT CONSTRUCTION

SPECIFICATIONS MOBILE SCAFFOLD LIFT TRANSPORT RACK

Dimensions are as follows:

Height: 2400 mm.
Width: 2300 mm.
Depth: 3300 mm.
Weight: 185 kg.
(This weight is without the Mobile Scaffold Lift.)

Dimensions for L & XL type with price and delivery time are available upon request.



SCAN ME FOR THE
LATEST PRICE

SPECIFICATIONS MOBILE SCAFFOLD LIFT TRANSPORT RACK

Our transport racks are custom-made to meet your specific requirements. Constructed from galvanized steel with integrated ramps, these stands are built for durability and user-friendliness. To place your order for a Mobile Scaffold Lift Stand, please visit our website and submit your request through the designated order page.




CERTIFIED



MOBILE SCAFFOLD LIFT ROOF EDGE PROTECTION

Work safely at heights with this Safeguard Roof Edge Protection. Easily attach it to the side of your scaffold. This Roof Edge needs to be attached to the guardrail frame of a properly assembled scaffold, also on the roof.



IMPORTANT FEATURES

- ✓ FOR SAFE WORK ON SLOPING ROOFS
- ✓ EASY ATTACHMENT TO A SCAFFOLD
- ✓ ALUMINUM CONSTRUCTION

SPECIFICATIONS

ROOF EDGE PROTECTION

Set consisting of:

- 1x Left frame with net
- 1x Right frame with net
- 4x Steel swivel coupling for frames
- 4x Screw eye 12 x 120
- 20x Plug S14
- 2x Anchor point for sloping roofs
- 2x Wall anchor 500 mm
- 2x Steel cross coupling



SCAN ME FOR THE
LATEST PRICE



CERTIFIED



MOBILE SCAFFOLD LIFT WITH STEP-OUT CONSOLE

Introducing the Mobile Scaffold Lift with Step-out Console—elevate your safety standards while working at heights. Now available with an optional backup console for enhanced security. Customize your setup with our lightweight 30 cm wide platforms, or stick with the classic 60 cm standard platforms that are also available. Choose the perfect fit for your needs.



THE ONLY SYSTEM THAT ALLOWS ENTRY
AND EXIT DIRECTLY ON THE ROOF.

IMPORTANT FEATURES

- ✓ FOR SAFE WORK ON FLAT & SLOPING ROOFS
- ✓ EASY ATTACHMENT TO A SCAFFOLD
- ✓ ALUMINUM CONSTRUCTION
- ✓ EASY ACCESS TO YOUR DORMER

SPECIFICATIONS

MOBILE SCAFFOLD LIFT + STEP-OUT CONSOLE

Adjustable from 75 to 135 cm. Suitable for 4 platforms of 30 cm or for 2 platforms of 60 cm.

To attach this bypass console to the Mobile scaffold lift, we use 2 steel swivel couplings.



SCAN ME FOR THE
LATEST PRICE



CERTIFIED



UP LIFT

TYPE 5 120 KG

The Up Lift 5 is extremely compact, lightweight, and therefore highly maneuverable, making it easy to move in any corner or space.

It serves as a safe alternative to traditional ladder or indoor scaffolding systems. The gas spring reduces energy consumption and wear on mechanical components.

IMPORTANT FEATURES

-  MAX. WEIGHT 120 KG
-  OPERABLE BY ONE PERSON
-  MAX. WORKING HEIGHT 5 M
-  WORKS WITH WIRED CONTROL
-  1 HR NON-STOP BATTERY LIFE
-  FULLY ELECTRIC
-  FOR INDOOR AND OUTDOOR USE
-  BUILT COMPACT/LIGHTWEIGHT

SPECIFICATIONS

UP LIFT TYPE 120 KG

Platform dimensions:
500 x 700 mm

Battery:
2 x 12 V DC (1000 charging cycles)

Outer dimensions:
680 x 1100 x 1900 mm

Battery runtime:
1 hour continuous when fully loaded with
120 kg and at maximum working height
of 5 meters. Also usable 24/7 on 230 volts
if the batteries are depleted!

Working height:
1 - 5 m

Max. load capacity:
120 kg



SCAN ME FOR THE
LATEST PRICE



CERTIFIED



UP LIFT

TYPE 5 200 KG

The Up Lift 5 HD 200 kg aerial work platform can support a load of up to 200 kg, and with its own modest weight of just 150 kg, it can be easily moved without causing damage to your floors or thresholds. It's the smallest and lightest aerial work platform available on the market! Made entirely of aluminum, it features compact dimensions and is highly maneuverable. With a standing height of 3 meters, the working height of our compact Up Lift 5 HD 200 kg reaches an impressive 5 meters.

IMPORTANT FEATURES

-  MAX. WEIGHT 200 KG
-  OPERABLE BY ONE PERSON
-  MAX. WORKING HEIGHT 5 M
-  WORKS WITH WIRED CONTROL
-  1 HR NON-STOP BATTERY LIFE
-  FULLY ELECTRIC
-  FOR INDOOR AND OUTDOOR USE
-  BUILT COMPACT/LIGHTWEIGHT

SPECIFICATIONS

UP-LIFT TYPE 200 KG

Platform dimensions:
500 x 700 mm

Battery:
2 x 12 V DC (1000 charging cycles)

Outer dimensions:
680 x 1100 x 1900 mm

Battery runtime:
1 hour continuous when fully loaded with 200 kg and at maximum working height of 5 meters. Also usable 24/7 on 230 volts if the batteries are depleted!

Working height:
1 - 5 m

Max. load capacity:
200 kg



SCAN ME FOR THE
LATEST PRICE



CERTIFIED



UP LIFT

TYPE 5 HD 120 KG 59 X 59

The Up Lift 5 is an extremely compact aerial work platform, being the smallest and lightest one available in the market. It is entirely made of aluminum, featuring compact dimensions and high maneuverability. This model comes with a reduced platform size suitable for standing, making it compatible with suspended ceilings. The dimensions of the single-person platform are 59 x 59 cm.

IMPORTANT FEATURES

-  WEIGHT 80/85 KG
-  OPERABLE BY ONE PERSON
-  MAX. WORKING HEIGHT 5 M
-  WORKS WITH WIRED CONTROL
-  WHEELS CAN ROTATE 360°
-  FITS THROUGH ANY DOOR
-  FOR INDOOR AND OUTDOOR USE
-  BUILT COMPACT/LIGHTWEIGHT

SPECIFICATIONS

UP-LIFT TYPE 120 KG 59 X 59

Platform dimensions:
590 x 590 mm

Battery:
2 x 12 V DC (1000 charging cycles)

Outer dimensions:
680 x 1100 x 1900 mm

Battery runtime:
1 hour continuous when fully loaded with 120 kg and at maximum working height of 5 meters. Also usable 24/7 on 230 volts if the batteries are depleted!

Working height:
1 - 5 m

Max. load capacity:
120 kg



SCAN ME FOR THE
LATEST PRICE



CERTIFIED



UP LIFT

TYPE 5 HD CARRY 140 KG

The Up Lift 5 140 HD Carry is a modern mobile platform. Our Up Lift 140 Carry, made of aluminum, presents a fantastic alternative to traditional scaffolds, ladders, and stairs! It's an exceptionally compact and lightweight aerial work platform! With its compact size and light mobility, its own weight is very minimal!

IMPORTANT FEATURES

-  MAX. WEIGHT 140 KG
-  OPERABLE BY ONE PERSON
-  MAX. WORKING HEIGHT 5 M
-  WORKS WITH WIRED CONTROL
-  1 HR NON-STOP BATTERY LIFE
-  FULLY ELECTRIC
-  FOR INDOOR AND OUTDOOR
-  COMPACT/LIGHTWEIGHT

SPECIFICATIONS

UP-LIFT 5 HD CARRY TYPE 140 KG

Platform dimensions:
480 x 650 mm

Battery:
2 x 12 V DC (1000 charging cycles)

Outer dimensions:
770 x 1230 x 1900 mm

Battery runtime:
1 hour continuous when fully loaded with
200 kg and at maximum working height
of 5 meters. Also usable 24/7 on 230 volts
if the batteries are depleted!

Working height:
1 - 5 m

Max. load capacity:
140 kg



SCAN ME FOR THE
LATEST PRICE



CERTIFIED





UP LIFT

TYPE 5 SPIDER 120 KG

Cherry picker Up Lift 5 Spider 120kg with adjustable stabilization spindles for stability. Should you encounter an uneven floor or ground inside your building, or outdoors, you can utilize the adjustable spindles on our Compact Up Lift 5 to level the platform. Very compact design, lightweight, and highly stable.

IMPORTANT FEATURES

-  MAX. WEIGHT 120 KG
-  OPERABLE BY ONE PERSON
-  MAX. WORKING HEIGHT 5 M
-  WORKS WITH WIRED CONTROL
-  1 HR NON-STOP BATTERY LIFE
-  FULLY ELECTRIC
-  FOR INDOOR AND OUTDOOR USE
-  BUILT COMPACT/LIGHTWEIGHT

SPECIFICATIONS

UP LIFT 5 SPIDER TYPE 120 KG

Platform dimensions:
500 x 700 mm

Battery:
2 x 12 V DC (1000 charging cycles)

Outer dimensions:
680 x 1100 x 1900 mm

Battery runtime:
1 hour continuous when fully loaded with 120 kg and at maximum working height of 5 meters. Also usable 24/7 on 230 volts if the batteries are depleted!

Working height:
1 - 5 m

Max. load capacity:
120 kg



SCAN ME FOR THE
LATEST PRICE



CERTIFIED



UP LIFT

TYPE 5 SPIDER 200 KG

Cherry picker Up Lift 5 Spider 200 kg with adjustable stabilization spindles for stability. Should you encounter an uneven floor or ground inside your building, or outdoors, you can utilize the adjustable spindles on our Compact Up Lift 5 to level the platform. Very compact design, lightweight, and highly stable.

IMPORTANT FEATURES

-  MAX. WEIGHT 200 KG
-  OPERABLE BY ONE PERSON
-  MAX. WORKING HEIGHT 5 M
-  WORKS WITH WIRED CONTROL
-  1 HR NON-STOP BATTERY LIFE
-  FULLY ELECTRIC
-  FOR INDOOR AND OUTDOOR USE
-  BUILT COMPACT/LIGHTWEIGHT

SPECIFICATIONS

UP LIFT TYPE 5 SPIDER 200 KG

Platform dimensions:
500 x 700 mm

Battery:
2 x 12 V DC (1000 charging cycles)

Outer dimensions:
680 x 1100 x 1900 mm

Battery runtime:
1 hour continuous when fully loaded with 200 kg and at maximum working height of 5 meters. Also usable 24/7 on 230 volts if the batteries are depleted!

Working height:
1 - 5 m

Max. load capacity:
200 kg



SCAN ME FOR THE
LATEST PRICE



CERTIFIED



UP LIFT

TYPE 6 HD 140 KG

The Up Lift 6 140 HD aerial work platform boasts an impressive work height of 6 meters, with a platform height, also referred to as standing height, of 4 meters. It has an incredibly low self-weight of only 175 kg, making it very easy to move without damaging the flooring. It can be easily transported through doors and over thresholds.



IMPORTANT FEATURES

-  MAX. WEIGHT 140 KG
-  OPERABLE BY ONE PERSON
-  MAX. WORKING HEIGHT 6 M
-  WORKS WITH WIRED CONTROL
-  1 HR NON-STOP BATTERY LIFE
-  FULL ELECTRIC
-  FOR INDOOR AND OUTDOOR USE
-  BUILT COMPACT/LIGHTWEIGHT

SPECIFICATIONS

UP LIFT 6 HD TYPE 140 KG

Platform dimensions:
480 x 690 mm

Battery:
2 x 12 V DC (1000 charging cycles)

Outer dimensions:
770 x 1230 x 1950 mm

Battery runtime:
1 hour continuous when fully loaded with
120 kg and at maximum working height
of 6 meters. Also usable 24/7 on 230 volts
if the batteries are depleted!

Working height:
1 - 6 m

Max. load capacity:
140 kg



SCAN ME FOR THE
LATEST PRICE



CERTIFIED



FALL PROTECTION ACCESSORIES

Fall protection sets from Safe Scaffold Lift Specialist, for working at heights. Fall protection equipment is essential for high-altitude tasks such as roofing, scaffolding, construction work, maintenance, or as fall protection in a Mobile Scaffold Lift.



CHECK OUT OUR WIDE SELECTION OF FALL PROTECTION ON OUR WEBSITE.



CERTIFIED



SPECIFICATIONS RSS FALL PROTECTION SLOPING ROOF

RSS Fall Protection for Sloped Roofs with Transport Frame
A complete set - RSS transport frame with 30 meters of RSS sloped roof edge protection!

- The frame accommodates 30 linear meters of fall protection and holds:
- 11 posts
 - 10 fences that are 3 meters wide
 - 10 toe boards that are 3 meters wide
 - 10 hook brackets



SCAN ME FOR THE LATEST PRICE

| SIZE | STANDS | HANDRAIL | GUARD BOARD | CLAMP BRACKET |
|------|--------|----------|-------------|---------------|
| 3 M | 2 PCS | 1 PC | 1 PC | 1 PC |
| 6 M | 3 PCS | 2 PCS | 2 PCS | 2 PCS |
| 9 M | 4 PCS | 3 PCS | 3 PCS | 3 PCS |
| 12 M | 5 PCS | 4 PCS | 4 PCS | 4 PCS |
| 15 M | 6 PCS | 5 PCS | 5 PCS | 5 PCS |
| 18 M | 7 PCS | 6 PCS | 6 PCS | 6 PCS |
| 21 M | 8 PCS | 7 PCS | 7 PCS | 7 PCS |
| 24 M | 9 PCS | 8 PCS | 8 PCS | 8 PCS |
| 27 M | 10 PCS | 9 PCS | 9 PCS | 9 PCS |
| 30 M | 11 PCS | 10 PCS | 10 PCS | 10 PCS |



ACCESSORIES MOBILE SCAFFOLD LIFT



**PLASTIC
SHORING PLATES**



**PLASTIC
TRACK MATS**



**SCAFFOLD
WALL ANCHOR**



**SCAFFOLD
MATERIAL BIN**



**SCAFFOLD
WALL BRACKET**



SCAFFOLD BUMPER SET



**DOUBLELOCK SCAFFOLD
LOCK**



Whether you're a professional or a diy enthusiast, our collection of accessories is designed to enhance and simplify your experience with the Mobile Scaffold Lift.

We offer a comprehensive range to meet all your needs. Discover our accessories now to further enhance the versatility and ease of use of our Mobile Scaffold Lifts.



SCAN ME FOR THE
LATEST PRICE



CERTIFIED

SLS

SAFESCAFFOLD
LIFTSPECIALIST.COM

At SLS, you can find rolling and platform scaffolds, ladders, stairs, aerial lifts, and fall protection. We assist you in realizing projects at all heights in a safe and ergonomic work environment. We exclusively provide high-quality climbing equipment with corresponding safety and warranty certificates.

WORKING SAFELY AT HEIGHTS

By using professional and certified climbing equipment, you make it possible for yourself or your employees to work at heights safely. With the right scaffolds, scaffold components, and ladders, you not only make your project safer but also easier. Consider assembling your scaffold or ladder and the weight of the components, which also contributes to convenience.

QUALITY GUARANTEED

We exclusively supply climbing equipment of high quality. In practice, this means that we only rent and sell scaffolds, ladders, and other climbing equipment that meets the applicable European standards and regulations. View here all the (NEN) standards that our products comply with.

INNOVATION

we continue to work on the best aerial work solutions for your projects. We maintain close contact with manufacturers and are the first to be informed when new products hit the market. We consider it essential to keep up with developments and innovations, and we strive for it daily.

The result is a beautiful product range of high quality that you can rely on.



SAFESCAFFOLDLIFTSPECIALIST.COM

CALL NOW!
+31 6-22 457 774



OFFICIAL RESELLER

**LOCK
HARD**
LOCKHARD.NL