



Builders, contractors, and tradespeople — meet the Gecko.

Whether you're working in construction, maintenance, renovation, or installation, the Gecko might be exactly what you need to get the job done safer, faster and easier.



Wondering what the Gecko is?

It's a pro-level extending ladder that doubles as a pro-material lift — and you can switch modes in under two minutes.

Conceived and developed by builders – for builders. Simple as that.



Here's how it works :

- **As a Ladder** – Set it up and climb like any standard ladder.
- **As a Lift** – Three quick steps:
 - Set the ladder top section to your desired height.
 - Stack the Gecko's lightweight guidance extensions (4-rung or 2-rung, under 3 kg each) on the lower section.
 - Place the trolley, carrier and winch and you are ready to go.



The Magic:

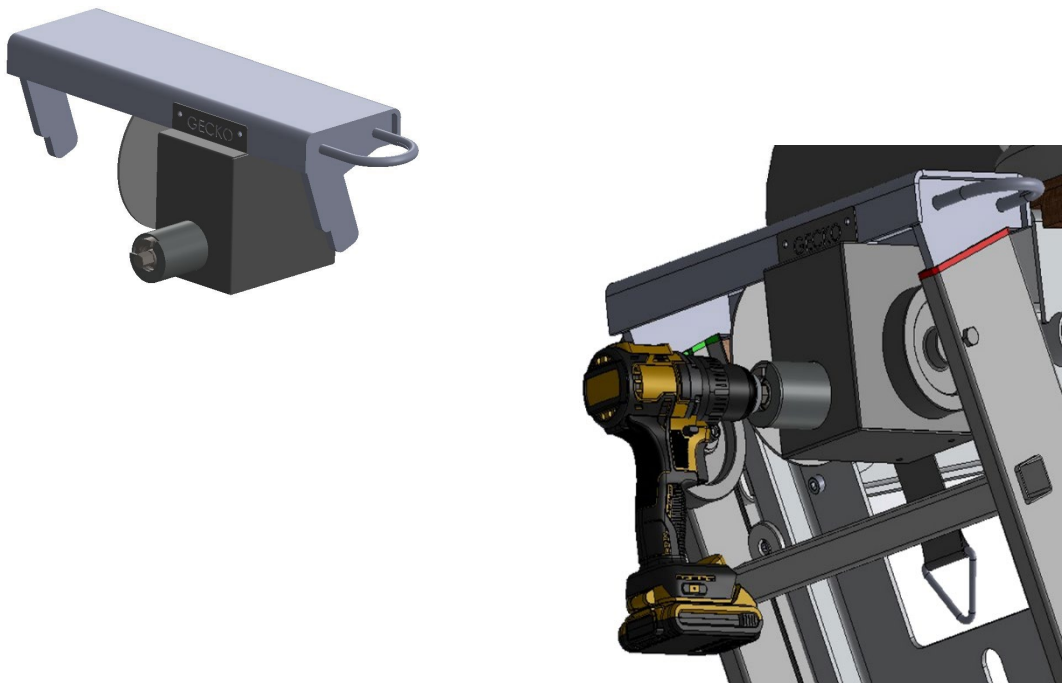
The Gecko's extensions are short versions of the ladder's top section. Both hold sturdy guidance tracks for the trolley. Once you lower the top-section onto its stack, the guidance track for the trolley runs from the bottom to the top of the ladder.



Safety Comes First

The Gecko's trolley and carrier are built for the job. And its winch comes with built-in safety features:

- Mechanical load limiter – Set at 125 kg to prevent overload and jamming.
- Mechanical auto-lock – Stops all movement when the winch is not being driven.
- Controlled lifting speed – Specially selected gears limit the lift speed to 15 m/min (50 ft/min) for safe, manageable operation.



Use your own cordless drill to drive the Gecko's winch. Simple.

And you're in full control. Integrated load limiter. Auto-lock. Safe










The real effort and time in lifting is getting your stuff to the lift, loading and unloading. Work that don't change whether you lift in one cycle or several cycles. A high lifting capacity – say 240kg – sounds appealing. But splitting a load of 240 in 2 batches of 120kg or even 4 batches of 60kg costs just a few minutes extra. Keep safe.

Standard models and specs

The Gecko features a robust, extra-wide 2-section extending ladder for maximum stability and safety. Setup is quick and effortless, thanks to the front-facing rope-operated extension system.



Choose from these standard Gecko models — built to suit your professional needs:

								
5604620400100	2x10	2,88m	4,84m	4,68m	5,87m	0,41m	0,13m	14,87kg
5604620400124	2x12	3,44m	5,96m	5,76m	6,85m	0,41m	0,13m	17,41kg
5604620400148	2x14	4,00m	6,80m	6,57m	7,76m	0,41m	0,13m	20,54kg
5604620400162	2x16	4,56m	7,64m	7,38m	8,57m	0,41m	0,14m	23,97kg
5604620400186	2x18	5,12m	8,76m	8,46m	9,65m	0,41m	0,16m	28,10kg
5604620400209	2x20	5,68m	9,60m	9,28m	10,47m	0,41m	0,16m	30,86kg

- Extra-wide, 2-section extending ladder for maximum stability
- Front rope-operated extension for quick, easy setup

THE GECKO – Because climbing with a load is history.



De Liftfabriek BV
Zandven 4
5508 RN, Veldhoven
The Netherlands



www.deliftfabriek.com

EN-131



De Liftfabriek BV – registered Dutch chamber of commerce: 67260659